

[illegible]

* The system shown here is an EXAMPLE ONLY. It is different to the actual circuit shown in the wiring diagram section.

[A] : System Title

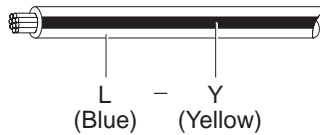
[B] : Indicates the wiring color.

Wire colors are indicated by an alphabetical code.

B = Black W = White BR = Brown
 L = Blue V = Violet SB = Sky Blue
 R = Red G = Green LG = Light Green
 P = Pink Y = Yellow GR = Gray
 O = Orange

The first letter indicates the basic wire color and the second letter indicates the color of the stripe.

Example: L – Y

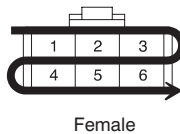


[C] : The position of the parts is the same as shown in the wiring diagram and wire routing.

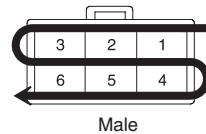
[D] : Indicates the pin number of the connector. The numbering system is different for female and male connectors.

Example : Numbered in order from upper left to lower right

Numbered in order from upper right to lower left



Female



Male

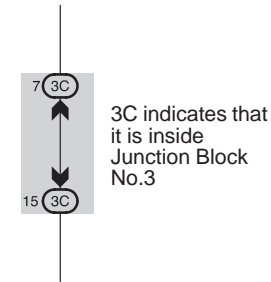
The numbering system for the overall wiring diagram is the same as above

[E] : Indicates a Relay Block. No shading is used and only the Relay Block No. is shown to distinguish it from the J/B.

Example : ① Indicates Relay Block No.1

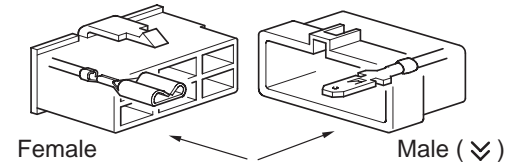
[F] : Junction Block (The number in the circle is the J/B No. and the connector code is shown beside it). Junction Blocks are shaded to clearly separate them from other parts.

Example:



[G] : Indicates related system.

[H] : Indicates the wiring harness and wiring harness connector. The wiring harness with male terminal is shown with arrows (↗). Outside numerals are pin numbers.



[I] : () is used to indicate different wiring and connector, etc. when the vehicle model, engine type, or specification is different.

[J] : Indicates a shielded cable.



[K] : Indicates and located on ground point.

[L] : The same code occurring on the next page indicates that the wire harness is continuous.

SYSTEM INDEX [Access Cab, Standard Cab]

SYSTEMS	LOCATION	SYSTEMS	LOCATION
ABS (w/ VSC)	16-2	Ignition (1GR-FE)	3-2
ABS (w/o VSC)	17-2	Ignition (2UZ-FE)	2-2
Air Conditioning	32-2	Illumination	9-2
Audio System (Built-in Type Amplifier)	30-2	Interior Light	10-2
Audio System (Separate Type Amplifier w/ Navigation System) ..	28-2	Key Reminder	26-4
Audio System (Separate Type Amplifier w/o Navigation System) ..	29-2	Light Auto Turn Off System (w/ Daytime Running Light)	20-4
Automatic Glare-Resistant EC Mirror	34-2	Light Auto Turn Off System (w/o Daytime Running Light)	21-4
Back-Up Light	12-3	Mirror Heater	13-2
Cargo Light	32-8	Multiplex Communication System (CAN)	16-8
Center Cluster Integration Control System	32-6	Navigation System	28-2
Charging	1-4	Power Outlet	24-2
Cigarette Lighter	24-3	Power Seat	25-2
Clock	24-4	Power Source	1~34-1
Combination Meter	31-2	Power Window	22-2
Cruise Control (1GR-FE)	5-16	Remote Control Mirror	27-2
Cruise Control (2UZ-FE)	4-16	Seat Belt Warning	26-4
Door Lock Control (w/ Daytime Running Light)	20-2	SRS	18-2
Door Lock Control (w/o Daytime Running Light)	21-2	Starting	1-2
Electronically Controlled Transmission and A/T Indicator (1GR-FE)	15-2	Stop Light	13-4
Electronically Controlled Transmission and A/T Indicator (2UZ-FE)	14-2	Taillight	8-2
Engine Control (1GR-FE)	5-2	Tire Pressure Warning System	34-3
Engine Control (2UZ-FE)	4-2	TRAC	16-2
Engine Immobiliser System	19-7	Trailer Towing	33-3
Fog Light (w/ Daytime Running Light)	12-2	Turn Signal and Hazard Warning Light	11-2
Fog Light (w/o Daytime Running Light)	7-4	TVIP	23-2
Headlight (w/ Daytime Running Light)	6-2	VSC	16-2
Headlight (w/o Daytime Running Light)	7-2	Wiper and Washer	26-2
Horn	27-4	Wireless Door Lock Control	23-2
		4WD	19-2

SYSTEM INDEX [Double Cab]

SYSTEMS	LOCATION	SYSTEMS	LOCATION
ABS (w/ VSC)	47-2	* Headlight	
ABS (w/o VSC)	48-2	* Horn	
Accessory Meter	44-4	* Interior Light	
Air Conditioning	62-2	* Key Reminder	
Audio System (Rear Seat Entertainment System)	57-2	* Light Auto Turn Off System	
Audio System		* Power Window	
(w/ Navigation and Rear Seat Entertainment System)	56-2	* Theft Deterrent	
Audio System (6 Speaker)	60-2	* Wireless Door Lock Control	
Audio System (8 Speaker)	59-2	Multiplex Communication System (CAN)	47-8
Audio System (8 Speaker w/ Navigation System)	58-2	Navigation System (w/ Rear Seat Entertainment System)	56-2
Automatic Glare-Resistant EC Mirror	63-2	Navigation System (w/o Rear Seat Entertainment System)	58-2
Back-Up Light	42-2	Power Outlet (115V)	55-2
Cargo Light	62-8	Power Outlet (12V)	54-2
Center Cluster Integration Control System	62-6	Power Seat	45-2
Charging	35-4	Power Source	3~64-1
Cigarette Lighter	54-2	Rear Window Defogger	53-2
Combination Meter	61-2	Remote Control Mirror	51-2
Cruise Control	37-16	Seat Belt Warning	54-3
Electronically Controlled Transmission and A/T Indicator	46-2	Seat Heater	53-4
Engine Control	37-2	SRS	49-2
Engine Immobiliser System	64-2	Starting	35-2
Garage Door Opener	44-4	Stop Light	42-3
Ignition	36-2	Taillight	40-2
Illumination	41-2	Tire Pressure Warning System	63-3
Mirror Heater	53-2	TRAC	47-2
Moon Roof	44-2	Trailer Towing	52-3
Multiplex Communication System (BEAN)	38-2	Turn Signal and Hazard Warning Light	39-2
* Door Lock Control		VSC	47-2
* Fog Light		Wiper and Washer	43-2
		4WD	50-2